

RD18Q.2.W系列 - 桥式外侧开

Series of RD18Q.2.W - Bridge type exterior opening



闭合状态:
Opening type:

- Q** 桥式
Bridge type
- F** 全封闭式
Enclosed
- BF** 半封闭式
Semi-enclosed

注: 无字母为普通型
Note: blank means general type

打开方式:
Opening way:

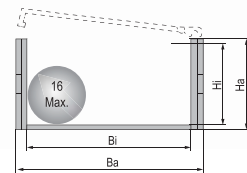

- B** 不可打开
Non-opening
- S** 双侧打开
Open of both side
- W** 外侧打开
Exterior opening
- N** 内侧打开
Interior opening
- F** 无需打开
Without opening

款式:
Style:

- Q.B** 桥式不可打开
Bridge type non-opening
- Q.N** 桥式内侧开
Bridge type interior opening
- Q.W** 桥式外侧开
Bridge type exterior opening
- Q.S** 桥式双侧可打开
Bridge type both side opening
- BF.B** 半封闭不可开
Semi-enclosed non-opening
- BF.N** 半封闭内侧开
Semi-enclosed interior opening
- BF.W** 半封闭外侧开
Semi-enclosed exterior opening
- BF.S** 半封闭双侧开
Semi-enclosed both side opening
- F.N** 封闭内侧开
Enclosed interior opening
- F.W** 封闭外侧开
Enclosed exterior opening
- F.S** 封闭双侧开
Enclosed both side opening

接头类型:
Bracket type:

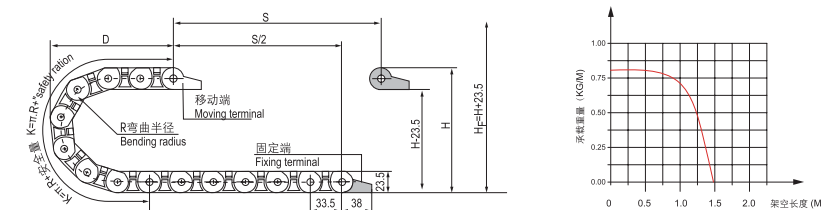
- X** 斜型接头
Oblique bracket
- F** 方型接头
Square bracket



- ◎ The cable chain is low noise and smooth operation. Its tested service life is up to 20 million times.
- ◎ The ledge of cable chain is able to open to inspect or replace cable.
- ◎ The cable chain can mount plectinate plate to fix cable better. (See accessories table)
- ◎ The cable chain is suitable for a diameter of 16mm or less of cable.

- ◎ 噪音低、运行流畅，测试使用寿命达2千万次
- ◎ 可将拖链外侧挡片打开，方便检查或更换线缆
- ◎ 可配梳状板，更好的固定线缆（见选配区）
- ◎ 适用于直径16毫米以下线缆

主要技术参数 Basic technical data




节距=33.5mm, 每米节数=30, 链长=S/2+K, S=行程距离, K=π.R+“安全量”
Pitch=33.5mm, link per meter=30, length of chain=S/2+K, S=stroke, K=π.R+“safety ration”

R	38	48	60	75	100
H	100	120	144	174	224
D	84	94	106	121	146
K	201	235	268	335	402

安装实际高度:H_F=H+23.5mm(负载 0.5kg/m)
Actual mounting height:H_F=H+23.5mm/load 0.5kg/m

RD18Q.2.W系列 - 桥式外侧开 Series of RD18Q.2.W-Bridge type exterior opening

示意图 Drawing



选配区 Accessories table



系列号 Series No.	内高 Hi	内宽 Bi	外高 Ha	外宽 Ba	款式 Styles	弯曲半径 Bending radius R	固定接头类型及参数 Bracket type and parameters						代号 No.		
							可配接头类型 Applicable bracket type	孔径 Bore diameter φ1	孔距 (mm)hole distance						
								A	B	C	D	E	F		
RD18Q.2.25W	18	25	23.5	35	Q.W	38,48,60,75,100	X ₆	5.2*7L	10	B1=16 B2=14	38	8	35	RD18Q.2.25W-XJT	

注: W表示外侧开
Note: W Bridge type exterior opening

固定接头类型及参数 Fix bracket type and parameters (见表格 See table)



订货示例 Order Sample

示例 拖链内高18mm、内宽25mm、半径38mm、长度1米/30节 (Sample: inner height 18mm, inner width 25mm, radius 38mm, length 1 meter/30 links)

拖链 chain RD18Q.2.25W R38 1000mm/30 Links

接头 Bracket RD18Q.2.25W-XJT 副(Set)

配件 Accessories

注: 可根据客户要求定制各种规格。 Note: Various sizes can be customized according to customer requirements.